

# EV6

Model Year 2023



Movement that inspires

# EV6 MY23 - Mechanical & Feature List

Drivetrain	RWD Single Motor		AWD Dual Motor	(GT) AWD Dual Motor
Electric Motor Location	Rear		Front + Rear	Front + Rear
Driven Wheels	Rear Wheel Drive		All Wheel Drive	All Wheel Drive
Motor Type Front	-		Permanent Magnet Synchronous Motor	Permanent Magnet Synchronous Motor
Motor Type Rear	Permanent Magnet Synchronous Motor		Permanent Magnet Synchronous Motor	Permanent Magnet Synchronous Motor
Maximum Power - Rear Motor / Front Motor	168 kW / -		165 kW / 74 kW	270 kW / 160 kW
Maximum Torque - Rear Motor / Front Motor	350 Nm / -		350 Nm / 255 Nm	390 Nm / 350 Nm
Combined System Output (Power / Torque)	168 kW / 350 Nm		239 kW / 605 Nm	430 kW / 740 Nm
Acceleration 0-100kph	Approx. 7.3 seconds		Approx. 5.2 seconds	Approx. 3.5 seconds
Maximum Speed	185 km/h		188 km/h	260 km/h
Transmission Type	1 Speed Automatic Transmission (Reduction Gear)		1 Speed Automatic Transmission (Reduction Gear)	1 Speed Automatic Transmission (Reduction Gear)
Final Gear Ratio (Constant)	10.65		10.65	10.65
Model Variants	EV6 Air RWD, GT-Line RWD		GT-Line AWD	GT AWD
<b>Battery</b>				
Battery Type	Li-ion Battery			
Energy (kWh)	77.4			
Voltage (V)	697			
Capacity (Ah)	111.2			
Battery Weight (kg)	477.1			479
Battery Position	Under Floor			
<b>AC Normal Charging<sup>1</sup></b>				
Charge Port Location	Driver Side Rear (Tail Light)			
Charge Port Type - AC	Type 2 (IEC 62196-2)			
On Board Charger (OBC) Maximum Capacity	10.5kW			
AC Charge 10-100% - with 11kW Charger	Approx. 7h 20m (3 Phase / 16A)			
<b>DC Fast Charging<sup>1</sup></b>				
Charge Port Location	Driver Side Rear (Tail Light)			
Charge Port Type - DC	CCS Type 2 (IEC 62196-3 Configuration FF)			
DC Fast Charge 10-80% (50kW Charger)	Approx. 73m			
DC Fast Charge 10-80% (350kW Charger)	Approx. 18m			
Supported Charging Infrastructure	400 V and 800 V			
<b>WLTP Range<sup>2</sup></b>				
	Air RWD	GT-Line RWD	GT-Line AWD	(GT) AWD Dual Motor
Energy Consumption (Wh/km) - Combined	165	172	180	206
All Electric Range (AER) - Combined (km)	528	504	484	424
<b>Dimensions</b>				
Overall Length (mm)	4,680	4,695		
Overall Width (mm)	1,880	1,890		
Overall Height (mm)	1,550			1,545
Wheelbase (mm)	2,900			
Minimum Ground Clearance (mm)	160			155
Cargo Area Rear (Min) (L, VDA)	490	480		
Cargo Area Rear (Max) (L, VDA)	1,270	1,260		
Cargo Area Front (Frunk)	52L		20L	
<b>Weight</b>				
Tare Weight (kg)	2,000		2,105	2,185
Gross Vehicle Mass (kg)	2,435		2,540	2,620
<b>Towing Capacity<sup>3</sup></b>				
Towing Capacity Unbraked (kg)	750			
Towing Capacity Braked (kg)	1,600			1,800
Max. Towball Download (kg)	100			
<b>EV Specific Features</b>				
	Air	GT-Line		GT
Exterior Charge Status Indicator	•	•		•
V2L - Vehicle to Load Interior Socket (AUS/NZ Type Socket)	•	•		•
V2L - Vehicle to Load Exterior Adaptor (Type 2 to AUS/NZ Type Socket)	-	•		•
Regenerative Braking Control via Paddle Shifters (Levels 0-3)	•	•		•
Smart Regenerative Braking	•	•		•
i-Pedal - One Pedal Driving Function	•	•		•
Charge Management (Scheduled Charging)	•	•		•
Utility Mode Function	•	•		•
ASD (Active Sound Design)	-	•		•

Steering, Brakes & Suspension	Air RWD	GT-Line RWD	GT-Line AWD	(GT) AWD Dual Motor
Power Steering System	Rack Mounted MDPS <sup>4</sup> (Electric Power Steering)			
Steering Wheel Turn Lock to Lock	2.67			2.3
DMS <sup>5</sup> System	4 Modes - Eco, Normal, Sport, Snow			4 Modes (Eco, Normal, Sport, GT) + My Drive Mode
Brake Mode Settings	Normal & Sport			
Tilt & Telescopic Adjustable Steering Column	•			
Minimum Turning Circle Diameter (m)	11.6			11.9
Electronic Controlled Suspension (ECS)	-			(3 Modes)
Front Suspension Type	McPherson Strut			McPherson Strut with Double Ball Joint
Rear Suspension Type	Multi-Link (5 Link)			
Front Brakes	325mm Ventilated Disc			380mm Ventilated Disc
Rear Brakes	325mm Solid Disc			360mm Ventilated Disc
Electronic Parking Brake with Auto Hold Function	•			
Wheels & Tyres	Air	GT-Line	GT	
Wheel Size / Design	19" Machined Alloy	20" Machined Alloy	21" Machined Alloy	
Tyres	Kumho/Nexen 235/55 R19	Continental 255/45 R20	Michelin Pilot Sport 4S 255/40 R21	
TPMS (Tyre Pressure Monitoring System)	•			
Spare Wheel Type	Tyre Mobility Kit (TMK)			
Safety <sup>6</sup>				
Active Safety				
ABS (Anti-Lock Braking System) with EBD <sup>7</sup> & BA <sup>8</sup>	•	•	•	
ESC (Electronic Stability Control) with TCS <sup>9</sup>	•	•	•	
HAC (Hill-Start Assist Control)	•	•	•	
MCB (Multi-Collision Braking)	•	•	•	
AEB (Autonomous Emergency Braking) - Car, Pedestrian, Cyclist & Junction Turning	•	•	•	
LKA (Lane Keeping Assist)	•	•	•	
LFA (Lane Following Assist)	•	•	•	
BCW (Blind Spot Collision Warning) with RCCW (Rear Cross Traffic Collision Warning)	•	•	•	
BCA (Blind Spot Collision Avoidance Assist) with RCCA (Rear Cross Traffic Collision Avoidance)	•	•	•	
SEW (Safe Exit Warning)	•	•	•	
SEA (Safe Exit Assist)	-	•	•	
PCA (Parking Collision Avoidance Assist - Reverse)	-	•	•	
DAA+ (Driver Attention Alert) with Lead Vehicle Departure Alert	•	•	•	
ISLA (Intelligent Speed Limit Assist)	•	•	•	
Haptic Steering Wheel Feedback	•	•	•	
Parking Sensors with Dash Display (Front + Rear)	•	•	•	
Rear View Camera with Dynamic Parking Guidelines	•	•	•	
SVM (Surround View Monitor) with 3D Mode	-	•	•	
BVM (Blind Spot View Monitor)	-	•	•	
Electrochromic Rear View Mirror (Auto Dimming)	•	•	•	
ROA (Rear Occupant Alert) - Door History Type	•	•	•	
HBA (High Beam Assist)	•	•	•	
Dusk-Sensing Automatic Head Lights	•	•	•	
Front Wiper & Washer (Low/High and 5-Speed Intermittent)	•	•	•	
Rain Sensing Wipers	•	•	•	
Door Open Warning on Driver Display	•	•	•	
Seatbelt Warning Chime & Indicator Light (All Positions)	•	•	•	
Speed Sensing Auto Door Locks	•	•	•	
Remote Window Control (Front)	•	•	•	
Child Restraint Anchorage Points (3 x Top Tether Anchors + 2 x ISOFIX Positions)	•	•	•	
Child-Proof Rear Door Locks (Manual)	•	-	-	
Powered Child-Proof Rear Door Locks	-	•	•	
Passive Safety				
Driver & Front Passenger SRS Airbags	•	•	•	
Centre Side Airbag (Front)	•	•	-	
Front Side SRS Airbags	•	•	•	
Curtain SRS Airbags	•	•	•	
3-Point ELR Seatbelts (All Positions)	•	•	•	
Front Seatbelt Pre-Tensioners with Load Limiters	•	•	•	

Security	Air	GT-Line	GT
Burglar Alarm	•	•	•
Anti-Theft Immobiliser	•	•	•
Remote Central Locking with Boot Release	•	•	•
Smart Key Remote (x 2) with Push Button Start	•	•	•
RSPA <sup>10</sup> (Remote Smart Park Assist) with Parallel, Perpendicular Parking Function	-	•	•
Headlight Escort Function	•	•	•
Seating			
Seat Capacity	5		
Seat Trim	Cloth and Artificial Leather	Artificial Black Suede/ Vegan White Leather with White Stitching	Artificial Suede/ Artificial Leather with Green Stitching & Piping
6-Way Drivers Seat	with 2-Way Power Lumbar	-	GT Bucket Seat
6-Way Passenger Seat	•	-	GT Bucket Seat
8-Way Power Drivers Seat with 2-Way Power Lumbar Support and 2-Position Memory (IMS <sup>11</sup> )	-	•	-
8-Way Power Front Passenger Seat with 2-Way Power Lumbar Support	-	•	-
Premium Relaxation Seats (Front)	-	•	-
Reclining Rear Seatback - Multi Position	•	•	•
Front Centre Console Armrest	•	•	•
Height Adjustable Front Seatbelts	•	•	•
Rear Centre Armrest	•	•	•
Split Fold Rear Seats (60:40)	•	•	•
Height Adjustable Headrests (All Seats)	•	•	Rear Seats Only
Exterior Features			
Exterior Body Design	Standard	GT-Line	GT
Painted Brake Calipers	-	-	Neon Green
Wheel Arch Mouldings	Matte Plastic	Body Coloured	
Gloss Black Window Surround and A-Pillar	•	•	•
Gloss Black Outside Door Mirrors with Integrated Side Indicators	•	•	•
Electric Outside Door Mirrors (Adjust/Heated/Folding)	•	•	•
Flush Door Handles (Body Coloured)	•	Automatic Folding	
LED Daytime Running Lights	•	•	•
LED Head Lights (Reflector Type)	•	•	-
LED Head Lights with Intelligent Front Lighting (Matrix LED)	-	-	•
LED Tail Lights with Foglight	•	•	•
Hands-Free Smart Power Tailgate	-	•	•
Wide Sunroof with Tilt and Slide Function + Safety Function	-	GT-Line AWD Only	•
Aero Blade Wipers	•	•	•
Shark Fin Antenna	•	•	•
Windscreen with Acoustic Film	•	•	•
Solar Glass (Windscreen & Front Door Glass)	•	•	•
Solar Glass (Rear Windows & Tailgate)	•	-	-
Privacy Glass (Rear Windows & Tailgate)	-	•	•
Laminated Front Door Glass	-	•	•
Interior Features			
2 Spoke Premium Steering Wheel	•	•	•
Heated Steering Wheel Function	-	•	•
Shift By Wire Shift Knob (Dial Type)	•	•	•
Steering Wheel Paddles (Brake Regen Control)	•	•	•
ASCC (Advanced Smart Cruise Control) with Stop and Go	•	•	•
Multi-Function Trip Computer (Distance Travelled, Energy Consumption, Range, etc)	•	•	•
User Selectable Options (Auto Door Lock/Unlock, Headlight Escort, etc)	•	•	•
Digital Clock (within Audio Display)	•	•	•
Ambient Temperature Display (within Cluster)	•	•	•
Door Lock Controls (Driver)	•	•	•
Power Windows (Front & Rear)	•	•	•
Auto Up/Down Windows with Safety Function (Front)	•	•	•
Metal Door Scuff Panels & Luggage Sill Plate	-	•	•
Alloy Sports Pedals	-	•	•
Driver's Foot Rest	•	•	•
Dashboard Garnish	Fabric Look	GT-Line Design	GT Design
Soft-Touch Door Armrest & Door Upper (Front)	•	•	•
Interior Trim (Console, Window Switch Panel)	Silver Metallic Finish	Gloss Black	
Driver & Passenger Sun Visors with Sliding Function	•	•	•
Illuminated Vanity Mirrors	•	•	•

Interior Features	Air	GT-Line	GT
3 x USB Chargers (1 x Type A & 2 x Type C) in Front Tray	•	•	•
2 x USB Charger (Type C) in Front Seat Backs	•	•	-
2 x USB Charger (Type C) - Rear Console	-	-	•
2 x 12 Volt Power Outlets ( 1 x Boot side / 1 x Front Tray)	•	•	•
Rear Window Defroster with Timer	•	•	•
LED Interior Lighting (Front & Rear) with Delay Out	•	•	•
Front & Rear Ambient Mood Lighting (64 Colours)	-	•	•
Wireless Phone Charger (Qi) <sup>12</sup>	•	•	•
<b>Storage</b>			
4 x Cup Holders (2 x Front Console, 2 x Rear Centre Armrest)	•	•	•
4 x Bottle Holders (Front & Rear Doors)	•	•	•
Map Pockets in Front Doors	•	•	•
Glovebox with Illumination	•	•	•
Centre Console Storage Box with Lid	•	•	•
Front Storage Tray	•	•	•
Front Seat Back Pockets	•	•	-
1 x Coat Hook	•	•	•
2 x Coat Hangers (Front Headrests)	•	•	-
Remote Folding 2nd Row Seat (Release Lever x 2 in Boot)	•	•	•
Luggage Net Hooks (Cargo Area)	•	•	•
Luggage Net	-	•	•
Cargo Cover (Retractable)	•	•	•
<b>Infotainment &amp; Driver Display</b>			
AM/FM Radio	•	•	•
DAB Digital Radio	•	•	•
6 Speaker Sound System (4 Speakers, 2 Tweeters)	•	-	-
14 Speaker Meridian <sup>®</sup> <sup>13</sup> Premium Sound System (5 Speakers, 4 Tweeters, 4 Woofers, 1 Subwoofer)	-	•	•
Curved Display (12.3" Digital Driver Cluster + 12.3" Touch Screen Infotainment)	•	•	•
Satellite Navigation Multimedia System with 10 Years Traffic Information and Map Updates	•	•	•
Augmented Reality Head Up Display (AR-HUD)	-	•	•
Sounds of Nature	•	•	•
Personalised Profile (Radio Favourites, Bluetooth Priority etc)	•	•	•
Bluetooth <sup>®</sup> Multi-Connection Functionality (Phone/Media Stream) <sup>17</sup>	•	•	•
Steering Wheel Mounted Audio/Bluetooth <sup>®</sup> Controls	•	•	•
Wired Android Auto <sup>™</sup> with Voice Recognition <sup>14</sup>	•	•	•
Wired Apple CarPlay <sup>™</sup> with Voice Recognition <sup>15</sup>	•	•	•
<b>Ventilation</b>			
Dual-Zone Climate Control Air-Conditioning (with Driver Only Function)	•	•	•
Air Filter	•	•	•
Auto Windscreen Defog	•	•	•
2nd Row Air Vents (B-Pillar)	•	•	•
Heated Front Seats	-	•	•
Heated Rear Seats	-	-	•
Ventilated Front seats	-	•	-
<b>Exterior Colours</b>			
Runway Red (CR5)	•	•	•
Glacier (GLB) <sup>#</sup>	•	-	-
Steel Grey (KLG) <sup>#</sup>	•	-	-
Yacht Blue (DU3) <sup>#</sup>	•	•	•
Snow White Pearl (SWP) <sup>#</sup>	•	•	•
Aurora Black Pearl (ABP) <sup>#</sup>	•	•	•
Moonscape Matte (KLM) <sup>##</sup>	-	•	•
<b>Interior Colours</b>			
Black (WK) with Light Grey Cloth Headliner	•	-	-
Black (WK) with Black Cloth Headliner	-	•	•

• Standard - Not available

# Features



Shift By Wire Shift Knob  
(Dial Type Shifter)



Surround View Monitor with 3D Mode  
(GT-Line & GT)



Wide Sunroof  
(GT-Line AWD & GT)



Hands-Free Smart Power Tailgate  
(GT-Line & GT)



Curved Display (12.3" Digital Driver Cluster  
+ 12.3" Touch Screen Infotainment)



Augmented Reality Head Up Display  
(GT-Line & GT)



14 Speaker Meridian® Premium  
Sound System (GT-Line & GT)



Remote Smart Park Assist  
(GT-Line & GT)



Australian Tune Suspension

## Exterior Colours



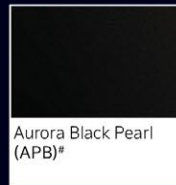
Steel Grey  
(KLG)\*  
Exclusive to Air



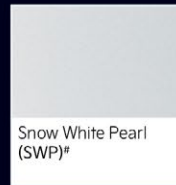
Glacier  
(GLB)\*  
Exclusive to Air



Runway Red  
(CR5)




Aurora Black Pearl  
(APB)\*



Snow White Pearl  
(SWP)\*



Yacht Blue  
(DU3)\*



Moonscape Matte  
(KLM)\*\*  
GT-Line & GT Only

## Interior



Cloth and Artificial  
Leather (AIR)  
Artificial Black Suede/  
Vegan White



Leather with White  
Stitching (GT-LINE)



Artificial Suede/Artificial  
Leather with Green  
Stitching & Piping (GT)

## Wheels



19" Alloy  
(Air)



20" Alloy  
(GT-Line)



21" Alloy  
(GT)

Specifications apply to 2023 Model Year EV6. Kia Motors Australia reserves the right to discontinue or change the models, features, specifications, options, designs and prices of products referred to in this sheet without incurring any liability whatsoever to any purchaser or prospective purchaser of any such products. Some of the items herein are optional at additional cost. Consult your Kia dealer for the latest information on models, specifications, features, prices, options and availability. <sup>1</sup>Charging times are based on Kia HQ testing and actual charge times will be dependent on charging conditions, including home charging type and condition, battery temperature as well as ambient temperature. Before using this product at home, consult with a licensed electrician to ensure your home electrical system can support the use. <sup>2</sup>Figures based on WLTP (Worldwide Harmonised Light-Duty Vehicles Test Procedure) static laboratory combined average city and highway cycle test, which measure, energy consumption, range and emissions in passenger vehicles, designed to provide figures closer to real-world driving behaviour. Real life driving results will vary depending on a combination of driving style, type of journey, vehicle configuration, battery age and condition, use of vehicle features (such as heating and air conditioning), as well as operating, environmental and climate conditions. <sup>3</sup>Subject to State regulations and towbar design. <sup>4</sup>MDPS - Motor Driven Power Steering. <sup>5</sup>DMS - Drive Mode Select. <sup>6</sup>Safety technologies are supplemental systems and do not replace the need for the driver to exercise care and attention. <sup>7</sup>EBD - Electronic Brake Distribution. <sup>8</sup>BA - Brake Assist. <sup>9</sup>TCS - Traction Control System. <sup>10</sup>The Road Traffic Code 2000 in WA prohibits people from driving a vehicle unless a person is behind the steering wheel and they have full control over the vehicle. The use of this Remote Smart Park Assist (RSPA) feature will not comply with this rule and thus it should not be used while within WA. <sup>11</sup>IMS - Integrated Memory Seat. <sup>12</sup>Wireless charging compatible with phones featuring Qi technology or adapter. <sup>13</sup>Meridian® is a trademark of Meridian Audio Ltd. <sup>14</sup>Android Auto™ connectivity requires compatible Android device. See android.com/intl/en\_au/ for more details. Android Auto™ is a registered trademark of Google Inc. <sup>15</sup>Apple CarPlay™ connectivity requires compatible iOS device. See apple.com.au for more details. Apple CarPlay™ is a registered trademark of Apple Inc. <sup>16</sup>Premium paint (Metallic/Pearl) at additional cost. <sup>17</sup>Premium Paint (Matte) at additional cost paired with Kia Genuine Paint Protection.



Kia Australia Pty Ltd ABN 97 110 483 353  
Locked Bag 2207, North Ryde BC NSW 1670  
Phone 131 KIA (131 542)  
kia.com/au



Kia. Driving Australian Sport.