

BYD



BYD SEAL

BYD SEAL Specification

● Standard ○ Optional — Not Available

Exterior	Design	Excellence-AWD
Panoramic roof	●	●
Electric hidden door handle	●	●
Front trunk with cover (53L)	●	●
Electric tailgate	●	●
Twin colour aluminium alloy wheel	●	●
235/45 R19 tyres	●	●
LED headlights	●	●
Automatic headlights	●	●
Rear foglight	●	●
LED daytime running light	●	●
Follow me home (The headlights turned on in advance & delayed off function)	●	●
Cut-through rear taillights	●	●
High beam assist	●	●
Electric heated defroster rear windshield	●	●
Front rain sensor wiper	●	●
Thermal insulation, sound proofing & double glazed front electric door window	●	●
Thermal insulation privacy glass rear electric door window	●	●
Metallic paint	●	●
Electric adjustment, electric defrosting, reverse auto-tilt, electric & automatic folding, position memory, side turn lamp, foot light & blind spot indicator exterior mirror	●	●
License plate light	●	●
LED rear light	●	●
Front drilled ventilated disc	●	●
Rear ventilated disc	●	●
Front fixed calipers	●	●
Interior	Design	Excellence-AWD
Leather, multi-function with heating steering wheel	●	●
10.25-inch LCD main dashboard display	●	●
Dashboard material: slush-molding plastic	●	●
Wireless charging 15W (2 units)	●	●
1 × Type-A (18W) + 1 × Type-C (60W) front	●	●
1 × Type-A (18W) + 1 × Type-C (60W) rear	●	●
Visor with illuminated vanity mirrors: driver & passenger	●	●
Knitted fabric car roof lining	●	●
Front & rear centre armrest	●	●
2 × front & 2 × rear cup holders	●	●
Metal side sill plate	●	●
12V power output	●	●
2 + 3 seat number layout	●	●
Split folding rear seats - 40:60	●	●
Leather seat upholstery	●	●
Driving seat: electric adjustment (8D), electric lumbar support adjustment (4D), ventilation, heating, position memory & integrated headrest	●	●
Front passenger seat: electric adjustment (6D), ventilation, heating & integrated headrest	●	●
Rear seats: manual adjustment of headrests	●	●
Interior light: tailgate light, glove box light, LED front reading light & LED rear reading light	●	●

Interior	Design	Excellence-AWD
Door lights	●	●
Ambient light: multi-colour gradient, all doors, dashboard & front foot space	●	●
Automatic anti-glare interior rear-view mirror	●	●
Auto air conditioning	●	●
Dual air conditioning zone	●	●
Foot & face rear air vent	●	●
PM2.5 air filter	●	●
Negative-ion generator	●	●
Heat pump	●	●

Safety	Design	Excellence-AWD
Driver's airbag	●	●
Front passenger's airbag with deactivation switch	●	●
Front centre airbag	●	●
Front-side airbag	●	●
Rear-side airbag	●	●
Left-side air curtain	●	●
Right-side air curtain	●	●
Front seat belts: pre-tensioned & height adjustable	●	●
Rear seat belts: pre-tensioned seat belt	●	●
Seat belts warning (all seats)	●	●
360° camera	●	●
Blind Spot Detection (BSD)	●	●
Heads-up Display (HUD)	—	●
2 × Front parking radar	●	●
4 × Rear parking radar	●	●
Direct Tire Pressure Monitoring Systems (TPMS)	●	●
Electronic child safety lock	●	●
2 × I-size FIX in rear seats & 1 × I-sizeIX in front passenger seat	●	●
Emergency call (E-Call)	●	●
Intelligent power braking system	●	●
Hydraulic power brake system & Hydraulic brake assist	●	●
Traction Control System (TCS)	●	●
Parking brake deceleration control	●	●
Vehicle Dynamic Control System (VDC)	●	●
Automatic vehicle hold	●	●
Electric parking brake system	●	●
Hill start control system	●	●
Comfort brake system	●	●
Door Open Warning (DOW)	●	●
Driver Attention Warning (DAW)	●	●
Alcohol Detection System (ADS)	●	●
Child Forgetting Detection (CFD)	●	●

Convenience & Efficiency	Design	Excellence-AWD
Remote climate control & ignition	●	●
Keyless system entry & start	●	●
Steering wheel adjustment (manual 4-way)	●	●
Electronic Parking Brake (EPB)	●	●
Automatic Vehicle Hold (AVH)	●	●
NFC card (1 pcs)	●	●

Driving Assistance	Design	Excellence-AWD
Adaptive Cruise Control (ACC) & Intelligent Cruise Control (ICC)	●	●
Intelligent Speed Limit Information (ISLI) & Intelligent Speed Limit Control (ISLC)	●	●
Predictive Collision Warning (PCW)	●	●
Forward Collision Warning (FCW)	●	●
Automatic Emergency Braking (AEB)	●	●
Rear Collision Warning (RCW)	●	●
Front Cross Traffic Alert (FCTA) & Front Cross Traffic Brake (FCTB)	●	●
Rear Cross Traffic Alert (RCTA) & Rear Cross Traffic Brake (RCTB)	●	●
Lane Departure Assistant (LDA) & Lane Departure Warning (LDW)	●	●
Emergency Lane Keeping Assist (ELK)	●	●
Traffic Jam Assist (TJA)	●	●
Traffic Sign Recognition (TSR)	●	●


Infotainment	Design	Excellence-AWD
FM/DAB+ radio	●	●
15.6-inch Intelligent-rotate Screen	●	●
OTA function	●	●
Internet of vehicles (4G)	●	●
12-speaker Dynaudio® sound	●	●
BYD voice control assistant - "Hi, BYD"	●	●
Cloud service ¹	●	●
Apple Carplay® / Android Auto®	●	●

1. 10 years free cloud service; 1GB data for infotainment per month for free in first 2 years.

* All information and illustrations are based on data available at the time of print (July 2023) and are subject to change without prior notice. Please contact your local BYD dealer for the latest information

Paint Colours ⁴

Exterior Colours (standard)




Ice blue

Atlantis grey

Polar white

Space black

Optional Exterior Colours (additional cost)



Shadow green

Indigo grey

Interior Colours ⁴

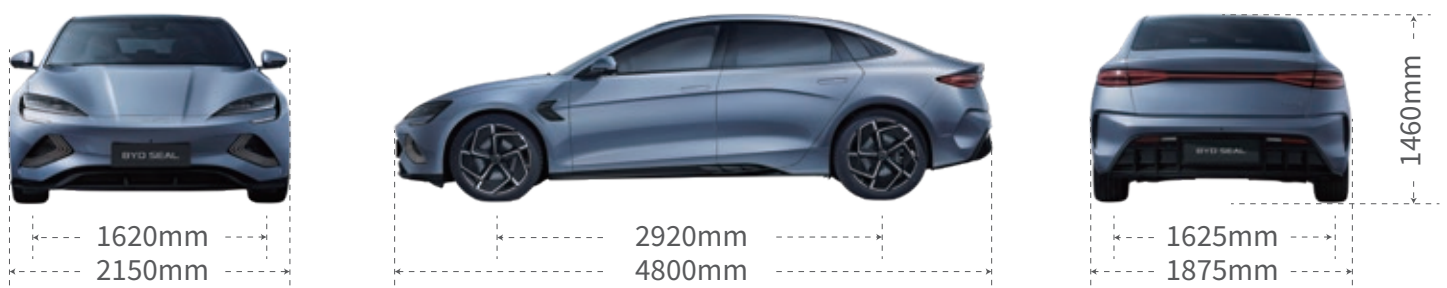
Interior Colours (standard)



Black

Tahiti blue

4. Pictures are for reference only, the colour is subject to the actual vehicle.



Technical Data

Driving Performance		Design	Excellence-AWD
Electric motor type	Front: Rear:	— Permanent magnet synchronous motor	Asynchronous motor
Drive type		RWD	AWD
Drive mode		Sport, normal, economic & snow	
Max. power (kW)		230	390
Max. torque (N·m)		360	670
Acceleration 0-100km/h (s)		5.9	3.8
Top speed (km/h)		180	
Front suspension		Double wishbone suspension	
Rear suspension		Multi-link (5 links)	
Front - Frequency variable damping shock absorber		—	●
Rear - Frequency variable damping shock absorber		—	●

Vehicle Weight & Capacity		Design	Excellence-AWD
Kerb weight (kg)		2055	2185
Min. turning circle (m)		5.7	
Luggage compartment volume (L)		Front trunk: 53 Rear trunk: 400	

Battery		Design	Excellence-AWD
Battery type		Blade Battery (LFP)	
Battery capacity (kWh)		82.5	
Battery position		Under floor	
Battery coolant circulation		●	

WLTP Consumption		Design	Excellence-AWD
Electric range - combined (km) ²		570	520
Electric range - city (km) ²		690	600
Consumption - combined (kWh/100km)		16.6	18.2
Consumption - city (kWh/100km)		13.8	15.8
CO2 Emissions - combined (g/km)		0	

Charging Power & Time		
Charging port		CCS2
AC charging power (kW)		11
DC charging power (kW)		150
DC charge (150kW charger) SOC 10%-80% ³		37 min
DC charge (150kW charger) SOC 30%-80% ³		26 min
Appointment charging system		●
Vehicle-to-Load power (kW)		3

Dimensions (mm)		
Length		4800
Width		1875
Height		1460
Wheelbase		2920

2. The electric range may be different with the real driving results as the range will depend on a variety of factors including driving styles, traffic condition, weather, and temperature.

3. The figures for charging time listed are calculated at an ambient temperature of 30°C and may vary depending on the ambient temperature and battery temperature.

* All information and illustrations are based on data available at the time of print (July 2023) and are subject to change without prior notice. Please contact your local BYD dealer for the latest information

BYD SEAL

BYD Europe B.V.

Scorpius 112, 2132 LR Hoofddorp, Netherlands
www.byd.com